

SANGO xxl

DIETZ Power



dietz-power.com



Reliable solution for larger and heavier users

Due to restrictions in movement, a wheelchair user often runs the risk of weight gain. Some people also become dependent on wheelchairs due to the associated strain on muscles and joints.

DIETZ Power has therefore developed a powered wheelchair with front-wheel drive, specially for people weighing up to 250 kg.

SANGO xxl




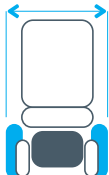

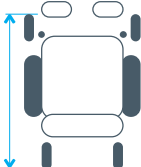

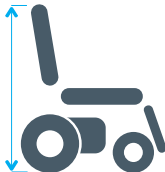

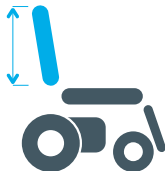
The cool big brother
of the SANGO advanced



Product features

- Front-wheel drive (FWD)
- User weight up to 250 kg
- 78 Ah or 100 Ah battery
- Powered tilt
- Powered backrest
- Powered legrest
- Lift/tilt 20 cm/20°
- R-Net system with 120A power module

Specifications

 <p>Maximum user weight 250 kg</p>	 <p>Maximum speed 6 km/h</p>
 <p>Seat height Top of seat frame 0°, 14" wheels 45.5, 47.5 and 49.5 cm</p>	 <p>Total width 70 cm</p>
 <p>Seat depth Adjustable from 49 to 65 cm</p>	 <p>Total length Without leg rests 91 cm</p>
 <p>Wheel sizes Drive wheels (A) 14" Castors (B) 9"</p>	 <p>Total height Without headrest 109 cm</p>
 <p>Seat / back cushion width 60 and 64 cm</p>	 <p>Back cushion height 50 and 57 cm</p>

The SANGO xxl features a specially designed wide frame, sturdier driving motors, heavy-duty suspension, reinforced wheels, and the option of 100 Ah battery capacity.

Optimal mobility and support
for indoor and outdoor use



This powered wheelchair with front-wheel drive is built to be very robust for enhanced reliability. It combines excellent driving characteristics with optimum manoeuvrability and great performance outdoors.

DIETZ Power has chosen to offer our wheelchairs for heavier users in front-wheel drive. This works best in practice, as the users centre of gravity is often further forwards on the chair.

SANGO xxl



To make standing transfers easier, the SANGO xxl can be fitted with an optional 'Catapult' anterior tilt mechanism to support both the user and any carers.

In addition to all of this, users of the SANGO xxl can opt for powered adjustments (such as a backrest recline, seat tilt adjustment, seat lift) up to the maximum user weight.



SEGO xxl seating system



Size seat cushion

- Seat width 60 or 64 cm
- Seat depth 48 or 55 cm
- Seat heights 45.5 – 47.5 – 49.5cm
- Deviating dimensions on request



Comfort is incredibly important! That is why the SANGO is fitted with the SEGO seating system, which provides excellent support for the torso, head, arms and legs.

The SEGO seating system has been very carefully thought out and makes it possible to accurately adjust the seating to individual users, right down to the last millimetre. As the seating system is so easy to adjust to size, it can also easily be reused further down the line.

SEGO xxl provides additional space and offers a higher weight capacity and increased stability.

SANGO xxl



Product details

- 450 W motors have a heavy duty drive shaft
- Wide chassis for high stability
- High battery capacity
- Reinforced drive wheels
- Reinforced removable armrests
- All powered adjustments can handle the maximum user weight
- Extra crossframe connection back frame
- Double suspension rubbers for stable drive characteristics

Combine passion with experience
and the result is Power!



DIETZ Power

Vlamovenweg 12
5708 JV Helmond
The Netherlands

T +31 492 792 196
info@dietz-power.com

dietz-power.com